


User Manual

Low-Cost WiFi Video Transceiver

Model No.: WiFi-PB1



Product Features

- Send AV signals to iPhone, and Android phones
***(work for a smartphone with a display size of 5.5" or less display size only)**
- WiFi digital signal transmission
- Adjustable video zoom in, zoom out function
- Easy installation, wiring free
- 12VDC power supply
- Transmission distance with no obstacle up to 150meters
- The client terminal shall support Android 2.2 or above, and iOS shall support Version 4.3 or above.

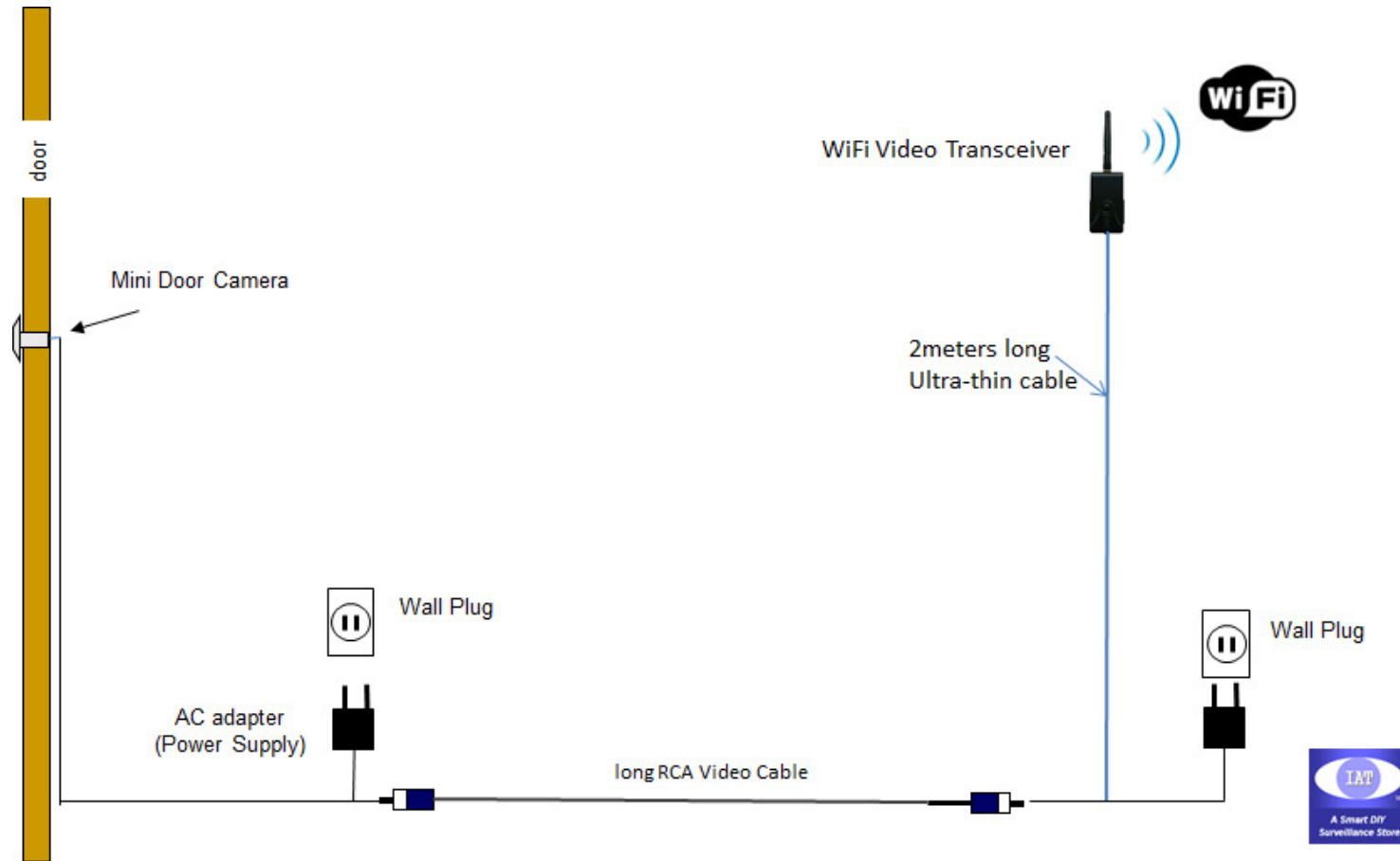
Specifications

Item	Specifications	
Transmitter	Transmitting frequency	2.4 GHz frequency band
	Modem mode	802.11b: 802.11g/n:
	Transmission distance with no obstacle	~ 150m
	Frame rate	30fps
	Video resolution	VGA
	Video compression	H.264
	Wireless protocols	IEEE 802.11b, IEEE 802.11g IEEE 802.n (1T1RModes)
	Power supply	DC 12V
	Consumption current	~ 150mA
	Encryption mode	WPA2
	Rainproof	Yes
	Weight	80+-5g
	Dimensions	78*43*18mm
	Operation temperature	-10°C~+50°C
Operation humidity	15%-85% RH	

Note:

1. This WiFi device **can not** be connected to a WiFi router for an internet connection
2. This WiFi device can be connected with one smartphone. It can not connecting to 2 or above smartphones at the same time.

A typical application for a WiFi home door camera surveillance system



You may contact us for a system to match your need ia-tecs@hotmail.com www.iat101.com www.peephole-store.com

Note:

1. This WiFi device **can not** be connected to a WiFi router for an internet connection
2. This WiFi device can be connected with one smartphone. It can not connecting to 2 or above smartphones at the same time.

Operations for Android system client

1. Go to **GOOGLE PLAY** store. Search, and download. "**WIFI AVIN**" software
2. Install the APP software, Turn on the Android phone's WiFi, and click "Wi-Fi", and find this WiFi transceiver's SSID: "**WIFI AVIN**", and then type in the password of the device (default password: 12345678).
3. Open the app  (WIFI AVIN), and if the connection between the WiFi of the tool and smart phone terminal is successful, the icon  will be highlighted, and a video image should be shown in the figure.




With unique image zoom in, zoom out function.

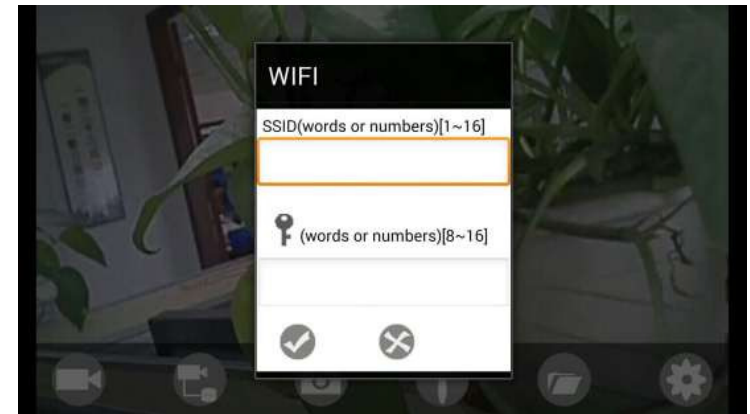


Notice :

- When the background is black or the image is still, please exit the app, and check whether the wifi connection is normal. Then click again the app icon to enter into the software interface.

◆ Settings:

Press this icon  to enter into the settings menu. You can change the default factory SSID and password of the WiFi camera tool, and clicking  will show whether the change is successful, and clicking  to cancel the new SSID set.



Notice :

- User could press the RESET button of the transmitter to renew the default factory SSID and password.

Note:

1. This WiFi device **can not** be connected to a WiFi router for an internet connection
2. This WiFi device can be connected with one smartphone. It can not connecting to 2 or above smartphones at the same time.

Operations for iOS Apple system client

◆ Installation APP

- Turn on the intelligent mobile device terminal and enter APP store.
- Search "WIFI AVIN" software, and download.

- Install the APP software, as the following interface:

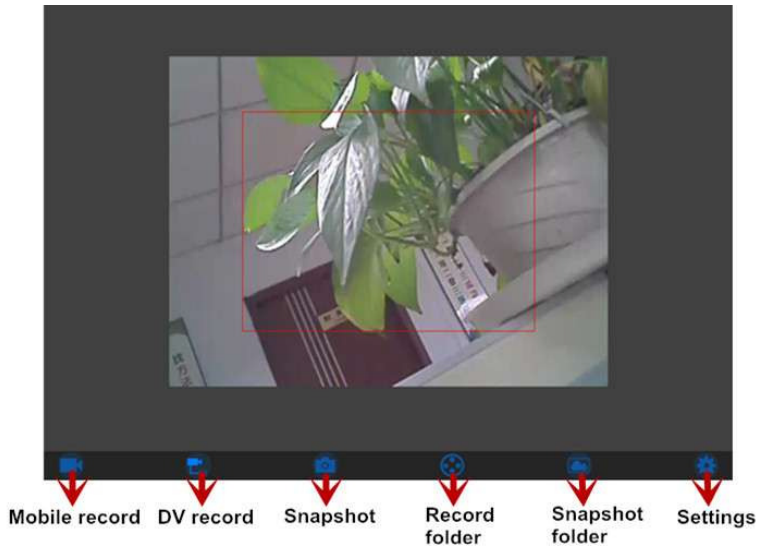


1. Turn on WiFi find SSID "WIFI AVIN", then type in the password of the device (default password: 12345678).



2. Click icon in the main interface of the smart phone device terminal.

With unique image zoom in, zoom out function.






Notice :

- When the background is black or the image is still, please exit the app, and check whether the WiFi connection is normal. Then click again the

app icon to enter into the software interface.

◆ Settings:

Press this icon  to enter into the settings menu. You can change the default factory SSID and password of the WiFi camera tool, and clicking  will show whether the change is successful, and clicking  to cancel the new SSID set.



SSID: words or numbers[1-16]

password: words or numbers[8-16]

Notice :

- User could press the RESET button of the transmitter to renew the default factory SSID and password.

Note:

1. This WiFi device **can not** be connected to a WiFi router for an internet connection
2. This WiFi device can only be connected to one smartphone. It can not connecting to 2 or above smartphones at the same time.

